



District Report Card: 2017


State: Jharkhand	District: Sahibganj
Class: 3	Subject: Language
Schools: 61	Students: 1216


Participation/Coverage


Students

<div>GENDER</div> <div></div>	Boys		Girls	
	Number	%	Number	%
	625	51.40	591	48.60

<div>AREA</div> <div></div>	Rural		Urban	
	Number	%	Number	%
	1116	91.78	100	8.22

<div>CATEGORY</div> <div></div>	SC		ST		OBC		GEN	
	Number	%	Number	%	Number	%	Number	%
	74	6.09	152	12.50	985	81.00	5	0.41

<div>CWSN</div> <div></div>	LD	VI	HI	S&LD	ID	Oth
	2	3	1	0	0	14

<div>Management</div> <div></div>	Government		Government-aided	
	Number	%	Number	%
	1187	97.62	29	2.38

Average Performance of Students in Language (%)

Overall	Gender		Area		Management		Social Group			
	Male	Female	Rural	Urban	Govt.	Aided	SC	ST	OBC	GEN
59.45	57.62	61.39	60.16	51.60	58.80	86.21	49.37	52.94	61.11	80.00

Performance on Learning Outcomes (LOs)

Learning Outcomes	Description	Average Performance(%)
L304	Reads small texts with comprehension i.e., identifies main ideas, details, sequence and draws conclusions	60.89
L312	Reads printed scripts on the classroom walls: poems, posters, charts etc.	56.58

Range of Performance of Students who Answered Correctly							
Below 30%		30% - 50%		50% - 75%		Above 75%	
Number	%	Number	%	Number	%	Number	%
161	13.24	258	21.22	467	38.40	330	27.14

Lowest Performing Learning Outcomes (LOs)

1 - Reads printed scripts on the classroom walls: poems, posters, charts etc. (56.58)

2 - Reads small texts with comprehension i.e., identifies main ideas, details, sequence and draws conclusions (60.89)